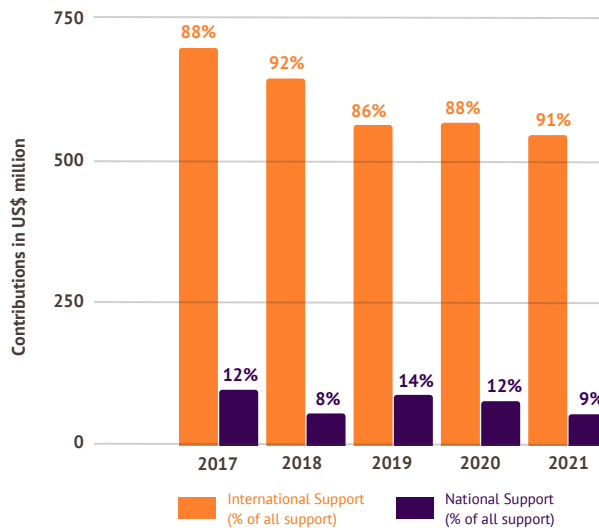


MINE ACTION FUNDING

2017–2021

GLOBAL SUPPORT FOR MINE ACTION: 2017–2021

- Between 2017 and 2021, **global support for mine action decreased by 25%** (US\$195.7 million).



INTERNATIONAL SUPPORT PER SECTOR: 2017–2021

Clearance and Risk Education

- The majority of the funding provided by international donors in 2017–2021 went to clearance and risk education activities.
- Nine affected States Parties did not receive support to implement their clearance obligations: Cyprus, Ecuador, Eritrea, Ethiopia, Guinea-Bissau, Mauritania, Niger, Oman, and Peru.
- About US\$47 million was specifically allocated to risk education projects across 24 countries, and globally.



Victim Assistance

- Most mine affected countries did not receive direct international support for victim assistance, including 21 of the 34 States Parties with a significant number of survivors.
- About half of victim assistance funding (US\$80 mil.) was provided in the context of emergency operations in conflict affected countries: Afghanistan, Iraq, Libya, Syria, and Yemen.



Other mine action sectors

- Capacity-building** received growing support from international donors: from an annual total of US\$11.2 million in 2017 to US\$20.5 million in 2021.

Capacity-building



Advocacy



Various*



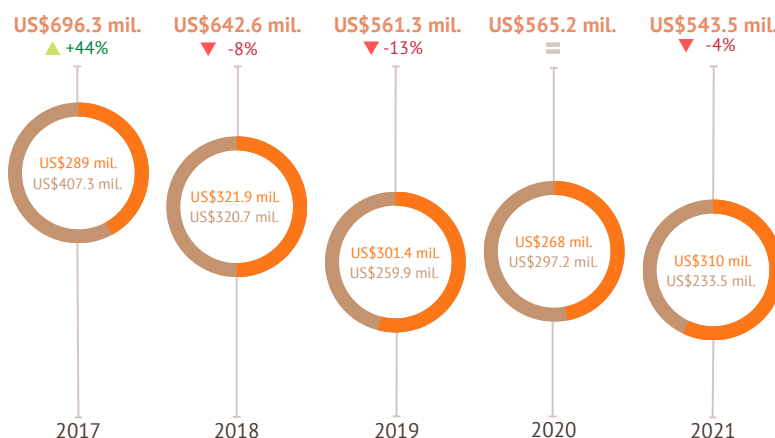
% shows dedicated support as percentage of total international support.
US\$ value shows total of international support dedicated to specific mine action sector.

% change from the previous five-year period (2012–2016).

*Various funding includes contributions not disaggregated by donors, as well as funding not earmarked for any sectors.

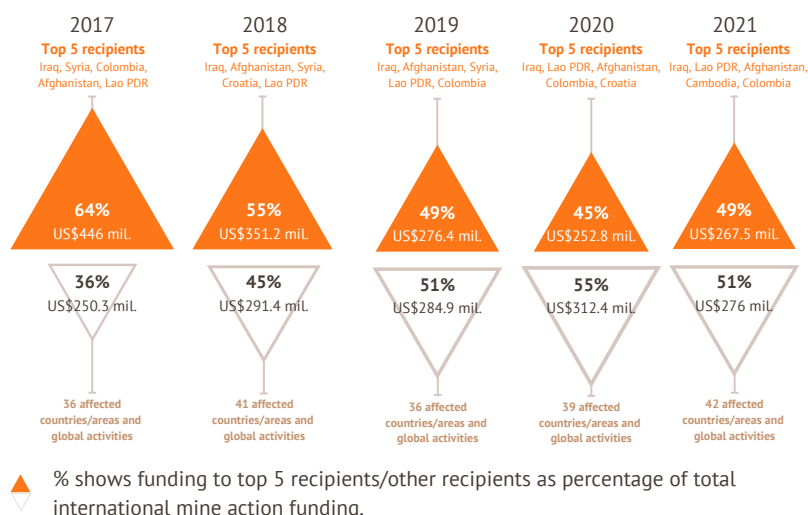
INTERNATIONAL DONORS AND RECIPIENTS: 2017–2021

- **Support from international donors remains the main source of financing** for mine action, with US\$3 billion provided (89% of all support).
- States Parties to the Mine Ban Treaty contributed to about half of all international support over the five-year period.



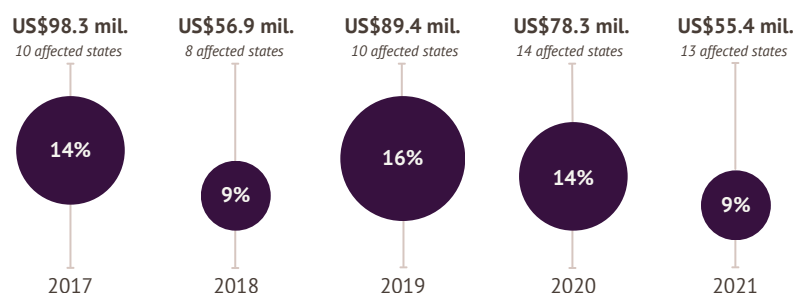
- Support from States Parties to the Mine Ban Treaty.
- Support from other donors (non-signatories, European Union, and other organizations).
- % change from previous year.

- The top 5 recipients of mine action support received the majority of available funding in 2017–2021 (53% of all international support).
- Affected States Parties to the Mine Ban Treaty received more than three-fifths of all international support over the five-year period (US\$1.9 billion).



NATIONAL SUPPORT FOR MINE ACTION: 2017–2021

- **National support continues to be under-reported and has remained below \$100 million annually for six consecutive years.**
- Between 2017–2021, national contributions amounted to US\$378.3 million (11% of all mine action support).



- % Funding from affected states to their mine action program as percentage of total mine action support.